

HOW TO BUY A NORDICTRACK TREADMILL 2023

TREADMILLS FOR ANY BUDGET ANY FITNESS LEVEL

NORDICTRACK BEST SELLERS 2023

Walk, Jog or Run with **iFit trainers** in studios or destinations around the world



0%
INTEREST
FOR 39
MONTHS!

1

Incline Treadmills

X32i & X22i

The GREATEST OF ALL TIME TREADMILLS. Top of the line amazing treadmills feature 22" or 32" HD touchscreens, 22" wide decks and up to 40% incline and -5% decline. iFit enabled for the best trainer led destination workouts. From \$83 per month.

Read [the reviews here](#)

2

Commercial Treadmills

1250, 1750 and 2450

Sturdy and durable treadmills for multiple users and longer runs. iFit enabled for trainer led workouts and live races plus monthly challenges. Three screen sizes to choose from 10, 14, and 22 inch. From \$53 per month. [Read the reviews here](#)

3

EXP Series

EXP 14i, EXP 10i, EXP 7i

Budget Friendly these treadmills have up to a 12% incline with a 7", 10" or 14" HD touchscreen delivering an exceptional workout experience led by elite iFIT trainers. From \$34 per month. [Read review](#)

CLICK ON LIGHT BLUE HEADINGS TO SHOP



NORDICTRACK X32I INCLINE TREADMILL

BEST TREADMILL X32I

The **X32i** delivers the **power of the incline**. You burn up to five times the calories in same amount of time. The X32i inclines from 0 to 40% or declines to a negative -6%. Exercising at an incline burns more calories, builds hip, hamstring and calf strength, plus with a -6% decline you can simulate downhill terrains.

- incline range -6% to 40%
- fun challenges monthly
- Trek interesting locales like Base Camp on Mount Everest
- trainers LIVE control the incline and decline
- 0-12 MPH Speed
- race training - 5K to marathons
- innovative Reflex Cushioning absorbs impact
- 22" x 65" Commercial Tread Belt
- 32" Smart HD Touchscreen
- 30-Day iFIT Family Membership Included


Nordictrack X32i \$4,499 plus \$39/month for iFit [Shop Here](#)

“BEST SELLER X22i, SAVE \$300.”

X22i Treadmill 22-inch is truly a versatile full workout treadmill with more options to build strong muscles and burn calories to help you get fit than a regular treadmill. The 22“ screen is BIG. Burn up to 5X the calories in the same time with incline training. Downhill works the glutes and hamstrings with the quads doing most of the work. Good Stuff!

- run uphill in a live trainer-led studio class or through stunning destinations
- -6 to 40% incline and decline
- 0-12 MPH speed
- 30-Day iFIT Family Membership Included
- 22” x 60” Commercial Tread Belt
- switch to manual mode and conduct a sled-push workout
- 22” HD Touchscreen
- trainers LIVE control the incline, decline and speed
- Deck Cushioning reduces impact
- Monthly challenges and live races

Nordictrack X22i \$3,199 plus \$39/month for iFit [Shop Here](#)





“A GREAT TREADMILL OPTION FOR ANY HOME GYM. THE COMMERCIAL X32I IS A REAL CALORIE BURNING ADDITION TO YOUR WORKOUTS WITH SLED AND INCLINE TRAINING.”

maybe.yes.no Review Team

“... “GAINED A WHOLE NEW LEVEL OF FITNESS THAT SHOCKED ME”.

Michael. X32i user since 2020

“THE NORDICTRACK X22I IS HANDS-DOWN ONE OF THE BEST TREADMILL OPTIONS TO ADD TO A HOME GYM.”

Maybeyesno Review Team



“BEST BUDGET FRIENDLY TREADMILLS.”

The **EXP 7i**, **EXP 10i** and EXP 14i are iFit enabled treadmills perfect for walkers and joggers supporting an up-hill incline of up to 12%. [Read the full review here](#)

- Trainers automatically control treadmill speed and incline so you focus on your workout
- Impact on joints is reduced by up to 30% with FlexSelect cushioning
- 7, 10 or 14-inch HD touchscreen
- Folding design with easy-lift
- 30-Day iFIT Family Membership Included
- 20” x 55” commercial tread belt
- SmartAdjust personalizes the incline, decline, and speed to your fitness level
- **EXP 7i** is \$1,199 with 7” screen
- **EXP 10i** has a 12% incline and 10” screen (+\$400)
- **EXP 14i** has a 12% incline and 14” screen (+\$700)

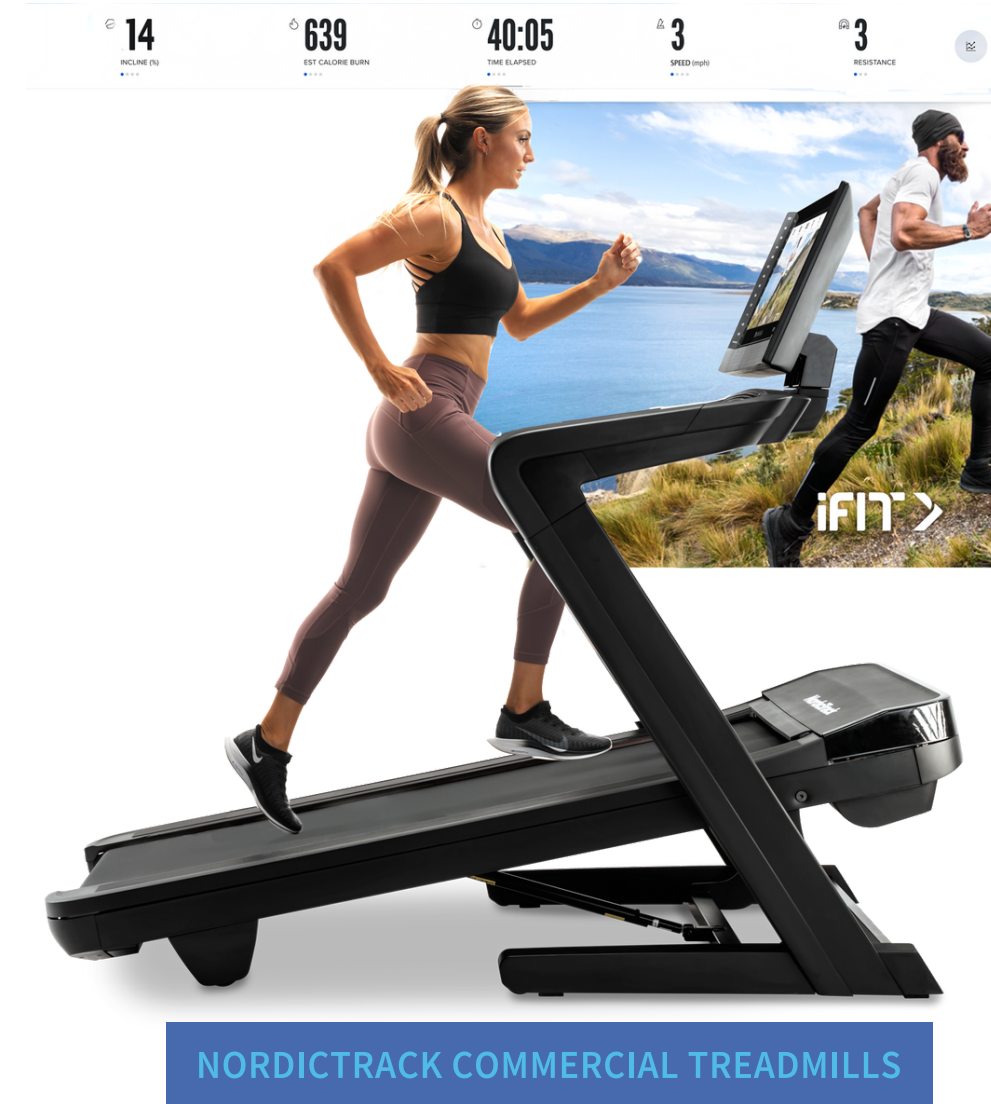
EXP 7i \$1,199, **EXP 10i** \$1,599 or **EXP 14i** \$1,899 [Shop here](#)

BEST ALL ROUND COMMERCIAL SERIES

Recommended pick NordicTrack Commercial Series ([1250](#), [1750](#), [2450](#)) for serious training, multiple users and frequent runs generally longer than 30 minutes. This series is extremely reliable, and built to last.


- 10", 14" or 22" Smart HD Touchscreen
- 20" x 60" Deck
- 12% incline, -3% decline
- Trainers automatically control treadmill speed and incline so you focus on your workout
- Includes 1 month iFit membership
- Easily Folds-up/down
- SmartAdjust personalizes the incline, decline, and speed to your fitness level
- Up to 12 MPH
- impact reducing deck
- Good for multiple, daily, long-run use

[1250](#) \$1,899 | [1750](#) \$2,299 | [2450](#) \$2,999 [SHOP HERE](#)





X32i treadmill
X22i treadmill



40% incline



Level - Zero bubble



-6% decline

Read the full Guide to buying a treadmill. [Click here](#)

Recommendations for 4 categories: the Serious Runner, Moderate Runner, light Jogging and Incline Treadmills for the hiker, walker, and runners.

The iFit Community motivates you to do your best.

[Click here](#) to learn more about iFit and its community of people getting fit.

Running can extend your life [Learn how](#)

[Click here](#) to learn more and why you should have a treadmill in your home gym. Exercise can also Protect from Depression. [Read how here](#)

See examples of iFit workouts

iFit offers series of workouts so you can challenge yourself as you improve and the intensity increases. [Examples here](#)

SEE ALL FITNESS REVIEWS BY [MAYBE.YES.NO](#) HERE



X32i treadmill
X22i treadmill



40% incline



level running



-6% decline
my
maybe .yes.no